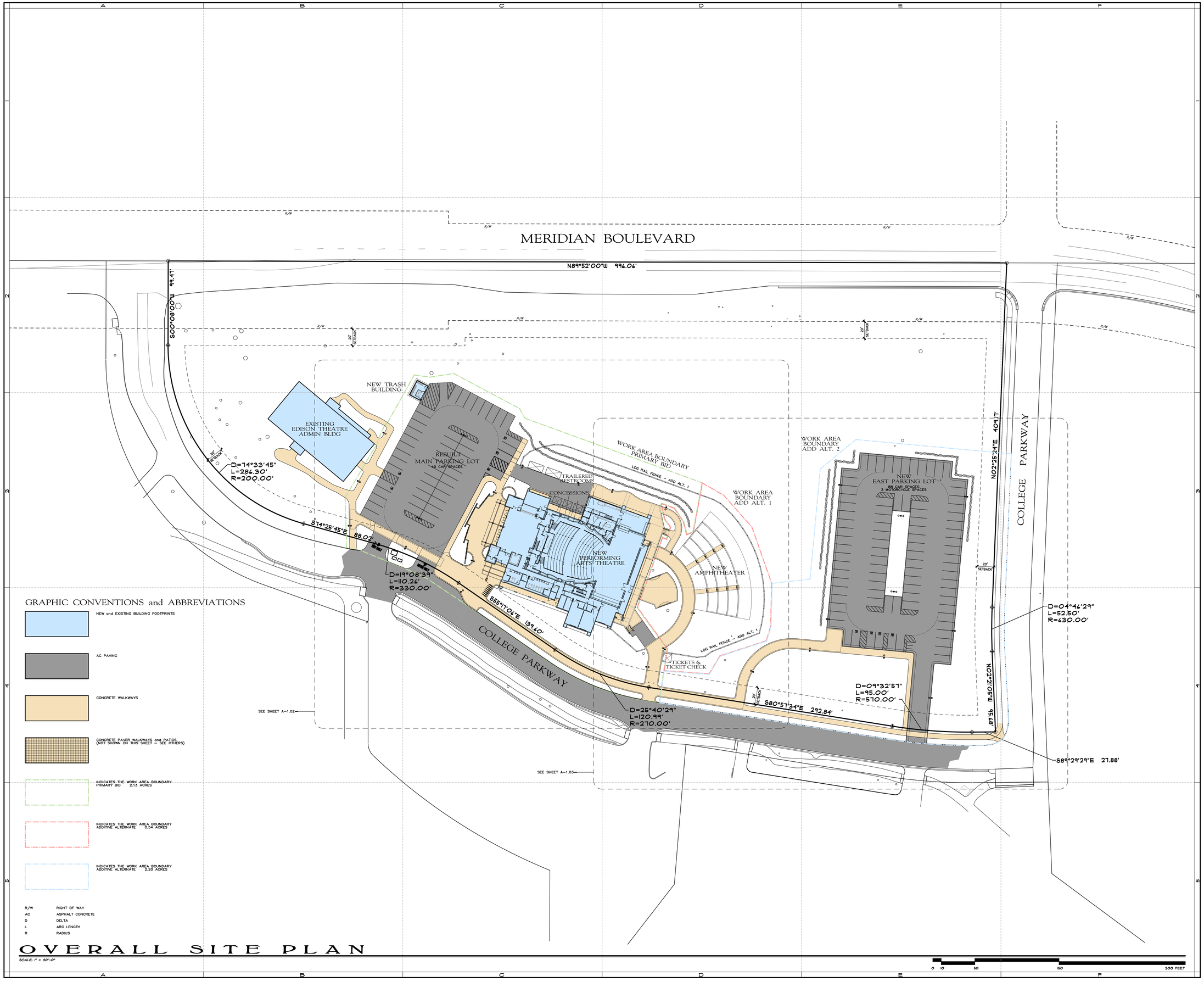

REV	REVISION RECORD	BY	DATE
–	REVISED DESIGN	bpw	10/08/19

DATE of PLOT: 10/6/2019 3:39 PM

LICENSED ARCHITECT BRUCE P. WOODWARD C-16915 REN. 7-31-21 STATE OF CALIFORNIA

WOODWARD ARCHITECTURE

PO Box 3568
95 Grindelwald Rd
Mammoth Lakes
California 93546

v 760.934.1860
info@woodward-architecture.com
www.woodward-architecture.com

PERFORMING ARTS THEATER

114 COLLEGE PARKWAY
MAMMOTH LAKES, CALIFORNIA

PLAN NORTH | TRUE NORTH

PERFORMING ARTS THEATER at THE MACC
114 COLLEGE PARKWAY, MAMMOTH LAKES, CA
SITE PLAN and NOTES

PROJ. NO. 17-C101	PEN TABLE BPWHV2.dpf	SCALE 1" = 40'-0"	
DWN. BY bpw	APPROVED	CADD SOFTWARE DataCAD 18	
DRAWING FILE NAME: MACC-St140.aec		QTY NO. 1	

SHEET NUMBER
A-1.01

PROJECT STATISTICS

SEE SHEET A-2.03

REV	REVISION RECORD	BY	DATE
–	REVISED DESIGN	bpw	10/08/19

DATE of PLOT: 10/7/2019 11:57 AM

LICENSED ARCHITECT JEROME P. WOODWARD C-16915 REN. 7-31-2021 STATE OF CALIFORNIA

WOODWARD ARCHITECTURE

PO Box 3568
95 Grindelwald Rd
Mammoth Lakes
California 93546

v 760.934.1860
info@woodward-architecture.com
www.woodward-architecture.com

PERFORMING ARTS THEATER

114 COLLEGE PARKWAY
MAMMOTH LAKES, CALIFORNIA

MAIN LEVEL PLAN

SCALE: 1/8" = 1'-0"

PLAN NORTH | TRUE NORTH

PERFORMING ARTS THEATER at THE MACC	
114 COLLEGE PARKWAY, MAMMOTH LAKES, CA	
MAIN LEVEL PLAN and NOTES	
PROJ. NO. [1-C10]	PEN TABLE BPWHV2.dpf
SCALE 1/8" = 1'-0"	
DWN. BY bpw	APPROVED
CAD SOFTWARE DataCAD 18	
DRAWING FILE NAME: MACC-PI4c.sec	QTY NO. 1

SHEET NUMBER

A-2.01

PROJECT STATISTICS

SEE SHEET A-2.13

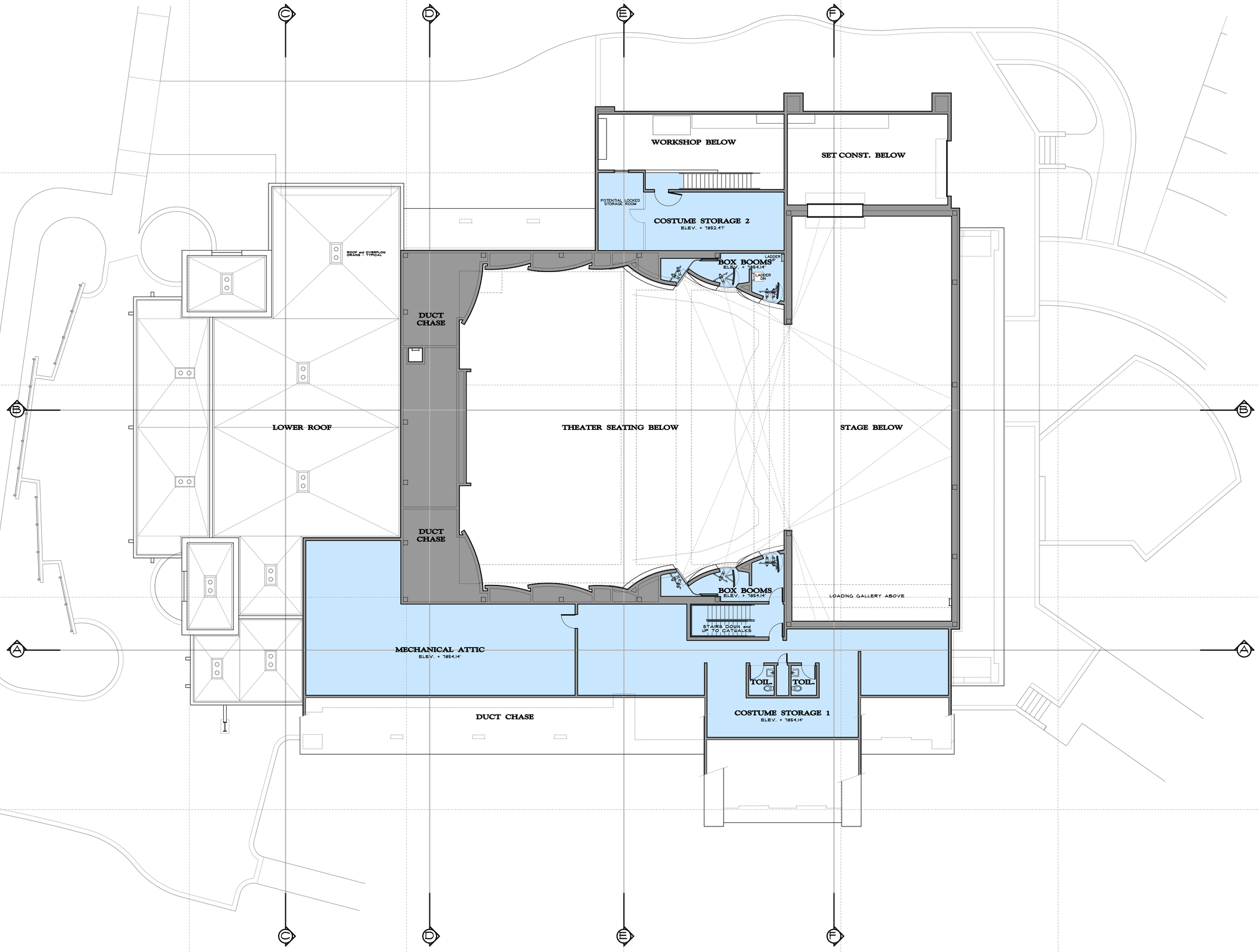

ATTIC LEVEL PLAN

SCALE: 1/8" = 1'-0"

0 2 10 25 50 FEET

REV	REVISION RECORD	BY	DATE
–	REVISED DESIGN	bpw	10/08/19

DATE of PLOT: 10/6/2019 3:52 PM

LICENSED ARCHITECT BRUCE P. WOODWARD C-16915 REN. 7-31-2021 STATE OF CALIFORNIA

WOODWARD ARCHITECTURE

PO Box 3568
95 Grindelwald Rd
Mammoth Lakes
California 93546

v 760.934.1860
info@woodward-architecture.com
www.woodward-architecture.com

PERFORMING ARTS THEATER

114 COLLEGE PARKWAY
MAMMOTH LAKES, CALIFORNIA

PLAN NORTH | TRUE NORTH

PERFORMING ARTS THEATER at THE MACC			
114 COLLEGE PARKWAY, MAMMOTH LAKES, CA			
ATTIC LEVEL PLAN and NOTES			
PROJ. NO. 17-C101	PEN TABLE BPWHV2.dpf	SCALE 1/8" = 1'-0"	
DWN. BY bpw	APPROVED	SOFTWARE DataCAD 18	
DRAWING FILE NAME: MACC-PI4c.asc	QTY NO. 2		

SHEET NUMBER
A-2.02

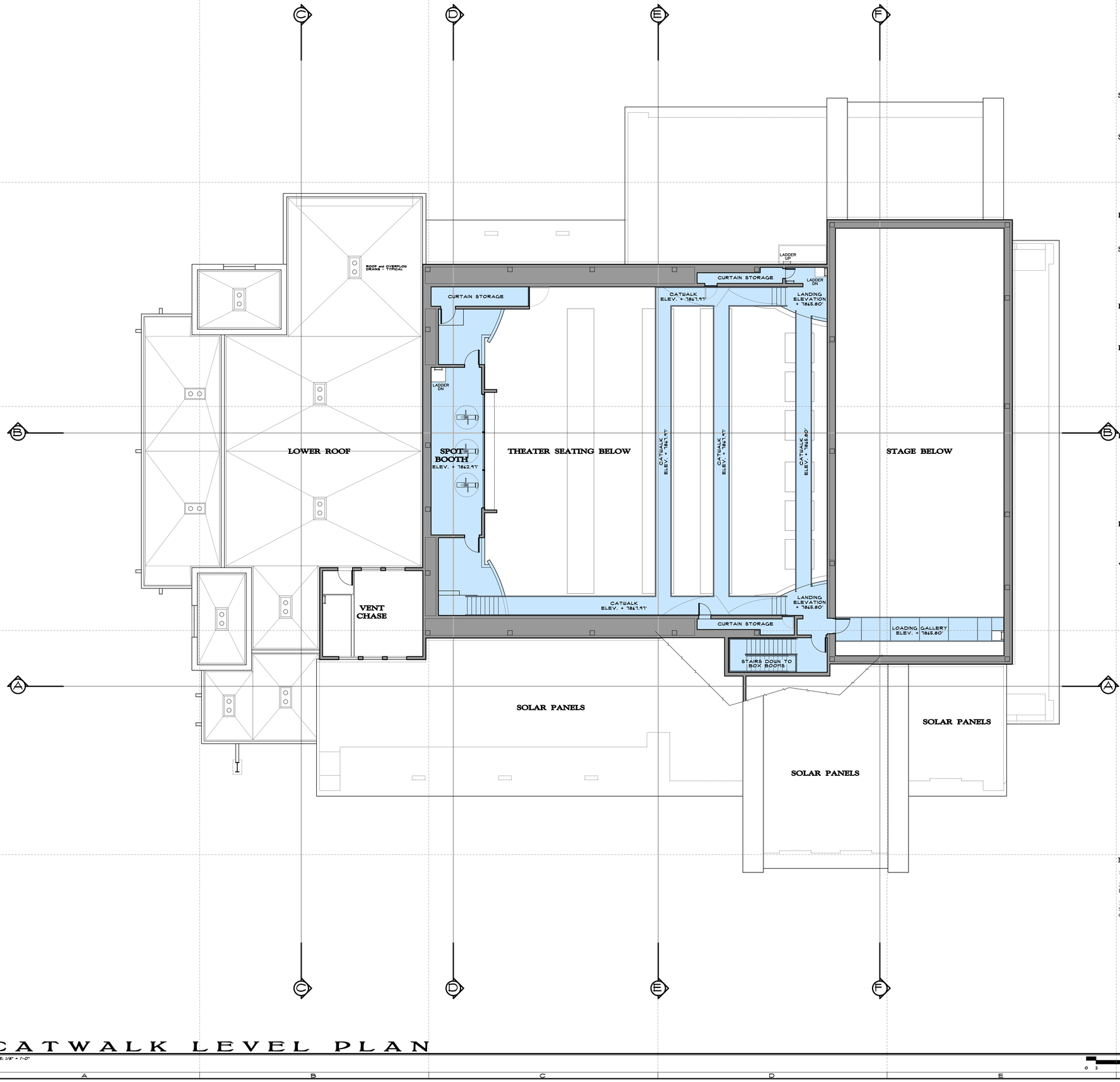

PROJECT STATISTICS

SQUARE FOOTAGE - ROOMS	
LOBBY / RECEPTION	2,059 S.F.
HERITAGE ROOM	239 S.F.
COAT ROOM	157 S.F.
TICKET OFFICE	213 S.F.
CATERING KITCHEN / CONCESSIONS	659 S.F.
DRESSING ROOMS - EACH	470 S.F.
GREEN ROOM	450 S.F.
ON-STAGE STORAGE	356 S.F.
SET CONSTRUCTION	692 S.F.
WORKSHOP	696 S.F.
SEAMSTRESS	484 S.F.
SQUARE FOOTAGE - OVERALL	
MAIN LEVEL	20,341 S.F.
ATTIC LEVEL	4,495 S.F.
CATWALK LEVEL	2,218 S.F.
SEAT COUNT	
FIXED SEATS	290
WHEELCHAIR SPACES	6
TOTAL	296
AVERAGE SEAT WIDTH	22-1/2"
SEAT SPACING ROW TO ROW	42"
SEATING AREA CEILING HEIGHT	43'-0"
PROSCENIUM OPENING	
WIDTH	45'-0"
HEIGHT	20'-0"
STAGE DIMENSIONS	
FRONT CURTAIN TO BACK OF STAGE	34'-10"
FRONT CURTAIN TO FRONT OF STAGE	12'-0"
BACKSTAGE WIDTH	88'-4"
STAGE CLEAR HEIGHT	48'-0"
ROLL-UP DOORS (12 X 20)	2
PHOTOVOLTAIC SOLAR PANELS - MAX	162
PANEL WATT RATING	290 w
ESTIMATED TOTAL POWER	41.9 kw
ESTIMATE ANNUAL PRODUCTION	75,200 kwh

PUBLIC RESTROOM FIXTURES	REQ'D	PROVIDED
WOMEN'S TOILETS	4	8
WOMEN'S LAVATORIES	2	6
MEN'S TOILETS	2	3
MEN'S URINALS	2	2
MEN'S LAVATORIES	1	5
FAMILY TOILETS	0	1
FAMILY LAVATORIES	0	1

BACKSTAGE RESTROOM FIXTURES		
WOMEN'S TOILETS	1	1
WOMEN'S LAVATORIES	1	1
MEN'S TOILETS	1	1
MEN'S URINALS	0	0
MEN'S LAVATORIES	1	1
UNISEX TOILETS	0	2
UNISEX LAVATORIES	0	2

ROOF AREAS		
FLAT ROOF AREA	15,694 S.F	62%
SLOPED ROOF AREA	9,604 S.F.	38%
TOTAL ROOF AREA	25, 298 S.F.	100 %

WORKSHOP ROLL-UP DOORS	
DOORS TO SET CONSTRUCTION AREA	12 X 20
DOOR TO WORKSHOP	8 X 10

NOTES:

1. REFERENCE ELEVATION 100.00' = 7842.27' REAL WORLD
2. WALL BETWEEN STAGE AND SET CONSTRUCTION SHALL BE A DOUBLE WALL WITH DOUBLE ROLL-UP DOORS FOR SOUND ISOLATION.
3. A MASTER SIGN PROGRAM FOR THE THEATER MAY BE REQUIRED. ALL SIGNS AND A MASTER SIGN PLAN SHALL BE SUBJECT TO ZONING CODE CHAPTER 17.48 and DESIGN GUIDELINES, PAGES 7-1 TO 7-4.

CATWALK LEVEL PLAN

SCALE: 1/8" = 1'-0"

0 2 10 25 50 FEET

REV	REVISION RECORD	BY	DATE
–	REVISED DESIGN	bpw	10/08/19

DATE of PLOT: 10/7/2019 11:54 AM

LICENSED ARCHITECT BRIAN P. WOODWARD C-16915 REN. 7-31-2021 STATE OF CALIFORNIA

WOODWARD ARCHITECTURE

PO Box 3568
95 Grindelwald Rd
Mammoth Lakes
California 93546

v 760.934.1860
info@woodward-architecture.com
www.woodward-architecture.com

PERFORMING ARTS THEATER

114 COLLEGE PARKWAY
MAMMOTH LAKES, CALIFORNIA

PLAN NORTH | TRUE NORTH

PERFORMING ARTS THEATER at THE MACC			
114 COLLEGE PARKWAY, MAMMOTH LAKES, CA			
CATWALK LEVEL PLAN and NOTES			
PROJ. NO. 17-C101	PEN TABLE BPWHV2.dpf		SCALE 1/8" = 1'-0"
DWN. BY bpw	APPROVED	SOFTWARE	DataCAD 18
DRAWING FILE NAME: MACC-PHc.sec		QTY NO.	3

SHEET NUMBER
A-2.03

ROOF NOTES:

1. THE FOLLOWING NOTES APPLY TO THE "FLAT" ROOF AREAS:

A. "FIRESTONE" RUBBERGARD CLASS A EPDM ROOFING w/ ACRYLITOP COATING IN TAN INSTALLED OVER 1/2" PLYWOOD ON 2x SLEEPERS @ 16"o.c. ON SHEATHING PER STRUCTURAL DRAWINGS. ALL PLYWOOD IN DIRECT CONTACT w/ ROOFING SHALL BE FASTENED USING SCREWS. INSTALLATION OF ROOFING SHALL BE IN ACCORDANCE WITH MANUFACTURER'S SPECIFICATIONS.

B. ROOF SLOPE ALONG FLOW LINES SHALL NOT BE LESS THAN 1/4" PER FOOT. CONTRACTOR TO VERIFY HEIGHTS OF ALL RIDGES RELATIVE TO DRAINS TO ACHIEVE MINIMUM ROOF SLOPE. HEIGHT INDICATED FOR DRAINS and PERIMETER/RIDGES SHALL BE FOR ENTIRE ROOF AREA PER KEY PLAN ON THIS SHEET. ALL HIGH END ELEVATIONS (PERIMETER and RIDGES) INDICATED BY RED LINES. ALL LOW END ELEVATIONS (ROOF DRAIN PANS) INDICATED BY GREEN LINES. ELEVATIONS PER ELEVATION SCHEDULE ON THIS SHEET.

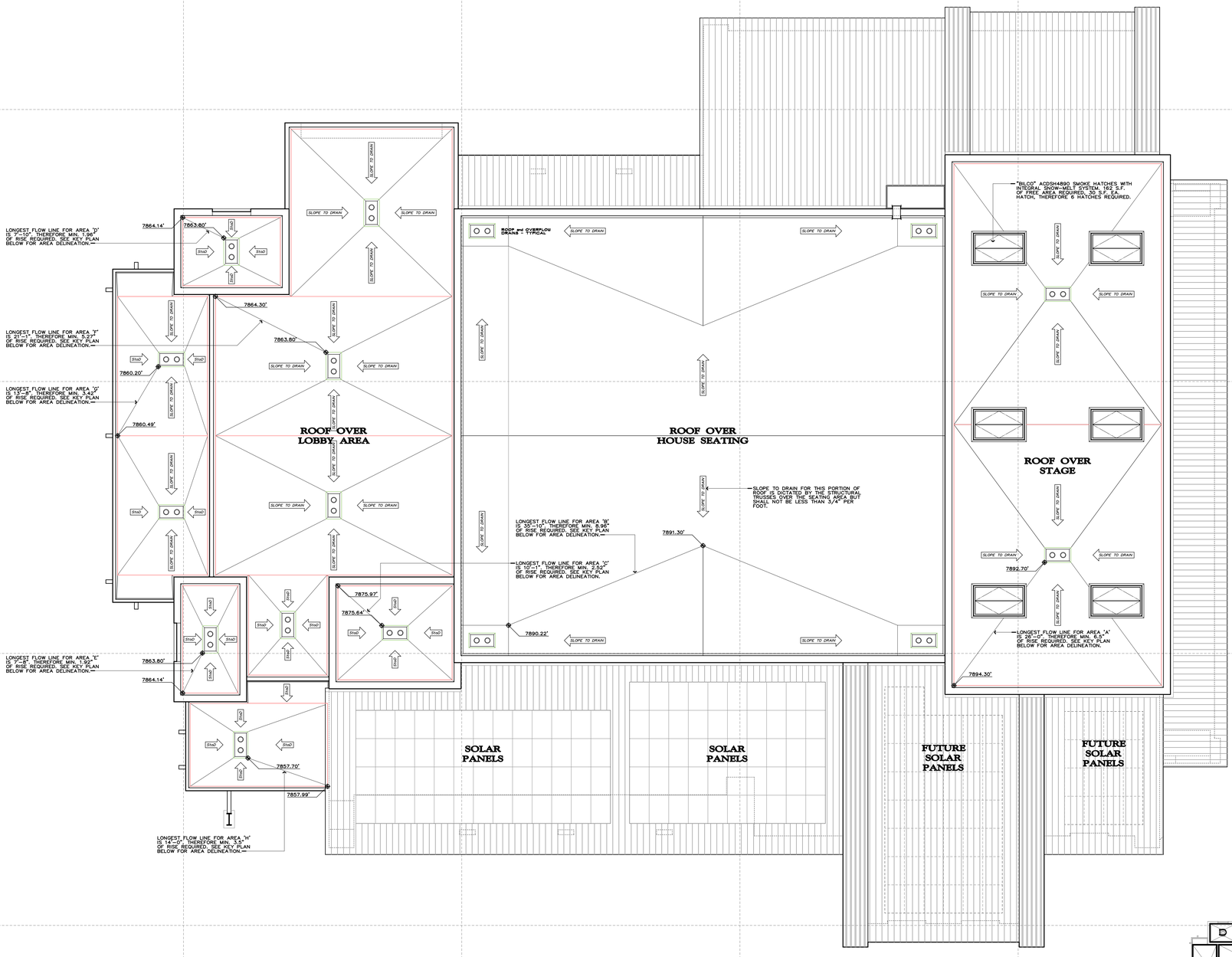

ELEVATION SCHEDULE:

AREA	HIGH ELEVATIONS	LOW ELEVATIONS	PROVIDED	REQUIRED
A	7894.30'	7892.70'	19.25"	6.50" MIN.
B	7891.30'	7890.22'	13"	8.96" MIN.
C	7875.97'	7875.64'	4"	2.52" MIN.
D	7864.14'	7863.80'	4"	1.96" MIN.
E	7864.14'	7863.80'	4"	1.92" MIN.
F	7864.30'	7863.80'	6"	5.27" MIN.
G	7860.49'	7860.20'	3.5"	3.42" MIN.
H	7857.99'	7857.70'	3.5"	3.50" MIN.

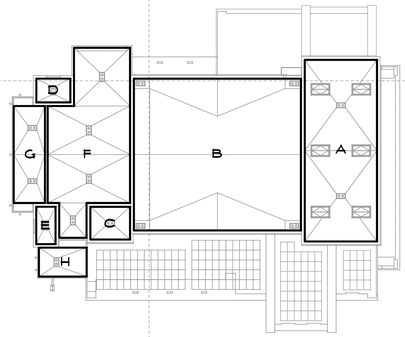

ROOF AREA KEY PLAN

FIRE DEPARTMENT NOTES:

1. The Fire District will require a set of construction plans and will issue a permit for the project per Section 104.2 and 105.1.2 of the California Fire Code.

2. The project shall be sprinklered in accordance with NFPA 13. Sprinkler plans will be submitted at the time of construction document plan check submittal.

3. The bollards from the access to fire lanes from the parking lot on the north, and from College Parkway, shall be lockable and have the ability to be moved for vehicle access. The Fire District will be provided keys and access from these areas.

4. The building address shall be visible from College Parkway. Numbers to be 4 inches high with stroke. CFC 505.1.

5. Property access and water supply to be established and available prior to and during construction. CFC 501.4.

6. All exterior construction shall be in conformance with Chapter 7A of the California Building Code. Plywood or OSB sheeting must be a minimum of 1/2 inch thickness with approved siding material placed over top. Solid wood siding shall be a minimum of 1 nominal thickness.

7. Exterior windows and exterior glazed door assemblies shall be dual pane glazing with a minimum of 1 pane of tempered glass. No vinyl windows are proposed in this project.

8. All eave ventilation shall resist the intrusion of flame and burning embers and comply with Chapter 7A of the CBC and local modifications. There shall be no crawl space ventilation as there is no crawl space.

9. Automatic fire alarm system will be installed in accordance with NFPA 72.

10. A detailed analysis of the egress plan/requirements for both the indoor theater and the outdoor amphitheater will be included in the construction document plan check submittal.

11. The 32 inch storage identified in the crossover corridor, behind the stage, will not encroach on the egress requirements.

12. The project shall comply with Town and MLFD LPG requirements. The shut-off/regulator shall be positioned on a non-snow shed side of the project. The shut-off/regulator shall have a protective structure with a reflector installed at least 10 feet above the shut-off. A propane sensor/alarm will be required on the interior of the project.

13. Fire extinguishers will be installed per CFC Section 906 and CCR Title 19. With locations to be determined at a later date.

14. When construction documents for plan check are submitted, emergency lighting and emergency power in accordance with CFC Section 1008. 1008.2.1 shall be detailed. The exception allowing self-luminous striping in the Performing Arts Theater may be applied.

15. Emergency plans in accordance with CFC 403.2 will be provided.

16. The fire department connection will be required to be at the front of the project (main parking lot side). This location relative to the location of the fire sprinkler room will be resolved prior to submitting construction documents for plan check.

17. All equipment rooms (fire sprinkler, fire alarm, electrical, mechanical, etc.) will be identified with approved signs per CFC Section 509.

18. The catering kitchen will not have a commercial range installed, a Type 1 Hood with suppression system in accordance with CFC Section 609 will not be required.

19. The Fire District will be provided 3 key boxes for access to the building. Locations will be determined at a later date.

ROOF PLAN

SCALE: 1/8" = 1'-0"

0 2 10 25 50 FEET

REV	REVISION RECORD	BY	DATE
–	REVISED DESIGN	bpw	10/08/19

DATE of PLOT: 10/6/2019 3:52 PM

LICENSED ARCHITECT BRUCE P. WOODWARD C-16915 REN. 7-31-2021 STATE OF CALIFORNIA

WOODWARD ARCHITECTURE

PO BOX 3568
95 GRINDELWALD RD
MAMMOTH LAKES
CALIFORNIA 93546

v 760.934.1860
info@woodward-architecture.com
www.woodward-architecture.com

PERFORMING ARTS THEATER

114 COLLEGE PARKWAY
MAMMOTH LAKES, CALIFORNIA

PLAN NORTH | TRUE NORTH

PERFORMING ARTS THEATER at THE MACC
114 COLLEGE PARKWAY, MAMMOTH LAKES, CA
ROOF PLAN and NOTES

PROJ. NO. 17-C101	PEN TABLE BPWHV2.dpf		SCALE 1/8" = 1'-0"
DWN. BY bpw	APPROVED	CAD SOFTWARE	DataCAD 18
DRAWING FILE NAME: MACC-PM1c.dwg		QTY NO.	4

SHEET NUMBER
A-2.04